

**ster**til®  
**DOCK**  
P R O D U C T S

DOCK LEVELLERS

# X-Series

Advanced systems:  
fully controllable telescopic  
lip and auto park function



**STERTIL**  
SUPERIOR SOLUTIONS BY  
QUALITY PEOPLE

# Superior solutions by quality people



The Stertil Group offers its clients customised, technologically advanced solutions for all heavy duty loading dock and lifting equipment needs.

This includes the best possible service provided by strong local partners around the world. These superior solutions are conceived, developed and implemented by a team of specialised professionals with unique expertise.

Thanks to our “quality people”, complete in-house production and international organisation, Stertil is the world’s leading company for loading bay equipment.



## The ideal dock leveller for end loads

The Stertil X-Series dock leveller is a highly practical and reliable solution. The telescopic lip is fully controllable at variable lengths of up to 1000 mm. This makes the X-Series ideal for efficient loading and unloading end loads. The long chamfers and the lip angle ensure a smooth transition from the dock leveller to the vehicle floor in every situation.

The Stertil X-Series is also suitable for 3-wheel forklift trucks. In addition the X-Series provides superior practicality thanks to the auto park function and extensive control options.

The various installation methods, wide range of sizes and load capacities of 6 or 8 tonnes make the X-Series suitable for almost any situation.



## Optimum safety

The X-Series meets the EN 1398 safety standards. In case of premature vehicle departure (if the forklift truck is still on the leveller), the automatic panic-stop activates. The leveller in most cases remains in operation even after a panic-stop situation. The emergency stop button on the control box can also be operated at any time. The platform can tilt 125 mm to both sides without influencing the functionality of the centre positioned robust main cylinder and, therefore smoothly following the movements of the truck. During maintenance, the platform is held safely in position by means of two maintenance supports. When the platform is in parked position, it is automatically supported by two cross-traffic safety legs.



## Simple control

Practicality and safety go hand-in-hand with the X-Series advanced control system. The dock leveller can be positioned perfectly using the three control buttons, and returned to the parked position using the standard auto park function.

There are several advanced control options which provide additional functions: door control, shelter control, automated interlock to prevent operation when the dock door is not fully open, and automatic door closure locking until the leveller has been parked correctly.

Traffic lights, dock lighting and COMBILOK® vehicle restraint system can also be connected to the dock leveller control.

## Low maintenance costs


The X-Series guarantees smooth loading and unloading, minimising the risk of damage to goods and to loading trucks. This considerably increases their operating life and cuts down on maintenance. The leveller itself offers superb performance thanks to its high quality construction and low maintenance costs.

## Cool chain option

The X-Series is available for Cool chain applications. Vehicle doors can be opened inwardly allowing for optimum climate control and hygiene.




# Advanced systems: fully controllable telescopic lip and auto park function




Unique sliding lip



One hydraulic (main) cylinder



The platform can tilt 125 mm to both sides



Two cross traffic legs



Lip angle is 5.5 degrees as standard



Side sections in the lip make the leveller suitable for both wide and narrow vehicles

## Ample choice of sizes

The X-Series offers numerous possibilities customised to your dock for best use. The length of the platform will primarily be determined by the height difference between the warehouse floor and the expected range of vehicle loadbeds. Steril bases its sizes on a lower maximum incline than is permitted by EN 1398 Directive in order to guarantee smoother loading and unloading with less physical strain.

We would be happy to advise you about the most efficient sizes and designs at the early stages of dock planning.

# Dock levellers X-Series



## Options

- Lip length 1000 mm (maximum lip length of 785 mm, for 2000 mm and 2200 mm long models)
- 360 mm lip clearance
- Side sections or tapered lip
- Lip skirt
- Fully hot-dip galvanizing of the leveller
- Draught-excluding brush or rubber seals between the platform and pit walls
- Various dock bumpers (rubber, PE or movable).
- Thermal insulation under the platform
- 8 tons model (XFH - XPH)
- Noise-reducing anti-slip coating (up to 10 dB noise reduction) on the platform and lip



Advanced control box

## Standard sizes

Theoretical working ranges for "Standard" XF - XP and XFH - XPH Series:

Lengths (mm) excluding lip	Frame height (mm)	Dynamic capacity XF-XP 6 tons				Dynamic capacity XFH-XPH 8 tons			
		Above dock		Below dock		Above dock		Below dock	
		600 mm*	1000 mm*	600 mm*	1000 mm*	600 mm*	1000 mm*	600 mm*	1000 mm*
2000**	585	285	310	380	405	260	285	350	370
2200**	585	310	335	355	380	280	310	335	350
2500	585	345	395	335	375	315	375	320	350
2800	585	385	435	325	360	355	410	380	310
3000	585	360	405	315	350	380	435	255	280
3500	700	375	415	425	460	365	405	375	410
4000	700	410	450	370	400	NB	NB	NB	NB
4500	700	385	420	345	365	NB	NB	NB	NB

Platform width (mm) 1750, 1830, 2000, 2110, 2250

\* Calculated with a fully extended 600 mm and 1000 mm lip

\*\* Maximum lip length of 785 mm, for 2000 mm and 2200 mm long models

F = Frame Installation, P = Pit Installation, H = Heavy-Duty, Long life span

## Technical specifications

- The platform, beams and lip are manufactured from high tensile steel (S355J0 / STEEL 52). Both the platform and the lip from the 6 tons have a tear plate surface (8/10 mm and 13/15 mm respectively). The platform and lip of the 8 tons series XFH, XPH have a tear plate surface (10/12 mm and 15/17 mm respectively), making them suitable for 3-wheel forklift trucks.
- The lip length is 600 mm as standard with a 72 mm chamfer on the front edge and a lip angle of 5.5 degrees.
- All frame components are galvanised. Platform and frontangle are black RAL 9011. Standard protection is an anti-corrosive coating and paint finish of 80 micrometres total thickness. Special colours are available upon request.



Cool chain frame for optimum temperature control and hygiene

- The unique design includes a central (main) cylinder, front-mounted for maximum lifting efficiency, a fully controllable lip with nylon rollers, a closed rear hinge, and automatic safety legs with damping rubbers.
- Wide choice of control box functions with auto park as standard and numerous options, such as integrated operation with the dock door or shelter.

## Installation

The X-Series can be installed with a base-supported frame (XP) in a closed pit, or a suspended frame (XF) in an open pit. Both types of installation are simple to carry out. Stertil can provide all the necessary information for construction and installation including drawings.

## Stertil's complete programme of products for superior solutions

- **Dock levellers**  
P-Series | X-Series | S-Series | LA/HA Series (mini)
- **COMBILOK® Vehicle Restraint System**
- **Inflatable & Curtain Shelters**  
WI-/WIS 300 Series | TP-/TI 1000 Series | W-500 Series
- **Accessories**  
Dock bumpers | Wheel guides | Dock lights | Traffic lights

## Further information

For more information about the X-Series and other dock levellers, dock shelters, dock houses, locking/safety systems etc, please feel free to contact us.

We will be happy to assist you with individual advice to provide you with a superior solution.



Stertil B.V.  
P.O.Box 23  
9288 ZG Kootstertille  
The Netherlands  
Tel. +31 (0)512 334444  
www.stertil.com  
info@stertil.nl  
f Stertil Dock Products  
@Stertil